

Cascades Recovery Inc.

The Sustainable Material Management Group of Cascades Recovery Inc. hereby certifies that

Fotoprint, 975 Pandora Ave., Victoria, BC

through their participation in the Recovery ...PLUS® Program
attained the following achievements in

December 2014

Total Material Recovered: 25.3 Metric Tonnes

Landfilled Reduction: 94.1 Cubic Yards

Energy Saved: 105780 kWh

Carbon Dioxide Emission Reduction: 89.5 Te CO₂e

Water Saved: 614690 Litres

Oil (Petroleum) Saved: 62.2 Barrels

Trees Saved: 393 Mature Trees

Diversion Rate of 100%



Jacqueline Tudor-Jones
Account Manager, Vancouver Island

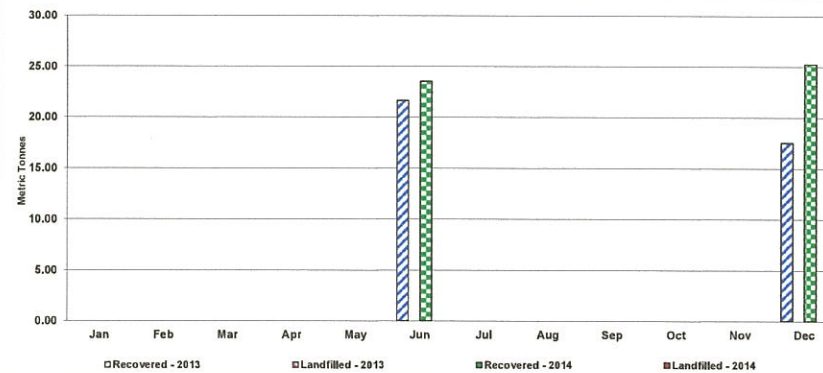
*Diversion Rate is calculated using material values recovered by Cascades Recovery Inc. and values provided to Cascades Recovery Inc.




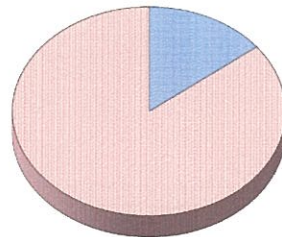
2014																						
Month	OP/MP	SM	OCC	Org	CGAMP	Skids	Haz	Misc										Recovered - 2014	Landfilled - 2014	Total	Diversion	
Jan-14																						
Feb-14																						
Mar-14																						
Apr-14																						
May-14																						
Jun-14	21.15			0.28		2.09												23.52		23.52	100%	
Jul-14																						
Aug-14																						
Sep-14																						
Oct-14																						
Nov-14																						
Dec-14	22.07		1.02	0.27		1.90												25.26		25.26	100%	
Total	43.22	0.00	1.02	0.55	0.00	3.99	0.00	0.00	0.00	0.00	0.00	0.00	0.00	0.00	0.00	0.00	0.00	48.78	0.00	48.78		
Average	21.61	0.00	1.02	0.28	0.00	2.00	0.00	0.00	0.00	0.00	0.00	0.00	0.00	0.00	0.00	0.00	0.00	24.39	0.00	24.39	100.0%	
Notes:																						
2013																						
Month	OP/MP	SM	OCC	Org	CGAMP	Skids	Haz	Misc										Recovered - 2013	Landfilled - 2013	Total	Diversion	
Jan-13																						
Feb-13																						
Mar-13																						
Apr-13																						
May-13																						
Jun-13				0.42		2.52												21.66		21.66	100%	
Jul-13																						
Aug-13																						
Sep-13																						
Oct-13																						
Nov-13																						
Dec-13				0.30		1.76												17.53		17.53	100%	
Total	0.00	0.00	0.00	0.72	0.00	4.28	0.00	0.00	0.00	0.00	0.00	0.00	0.00	0.00	0.00	0.00	0.00	39.19	0.00	39.19		
Average	0.00	0.00	0.00	0.36	0.00	2.14	0.00	0.00	0.00	0.00	0.00	0.00	0.00	0.00	0.00	0.00	0.00	19.60	0.00	19.60	100.0%	
Legend																						
All weights provided in Metric Tonnes																						
OP/MP	Office & Mixed Paper				Misc	Miscellaneous Materials																
SM	Sortable Mix																					
OCC	Old Corrugated Containers																					
Org	Organics																					
CGAMP	Cans, Glass & Mixed Plastic																					
Skids	Wooden Skids																					
Haz	Hazardous Waste																					
										Recovered - 2014		Recovered										
										Landfilled - 2014		Landfilled										
										Total		Total Recovered and Landfilled										
										Diversion		Diversion Rate										

Fotoprint, 975 Pandora Ave., Victoria, BC
December 2014 Waste Diversion Report

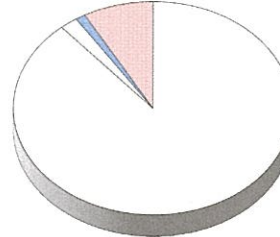
2014



Material Contribution to Diversion 2013



Material Contribution to Diversion 2014



Comments

Notes:

Did you know...Cascades Recovery Inc. offers unique services by providing a comprehensive approach that manages the diversion of discarded materials. We assist our customers in achieving their sustainability goals while delivering cost effective recovery methods. Unlike waste companies whose primary business is "waste to landfill" – our business is to "divert material from landfill" and find ways to use the discarded materials over and over again, working towards zero waste.

For further information regarding your Waste Diversion Report or information on additional material recovery services, please contact:
Jacqueline Tudor-Jones
Account Manager, Vancouver Island
(250)480-1274